

LIV Test of Laser Diode Using the Agilent B2900A Series of SMUs

Technical Overview

Agilent B2901/02/11/12A Precision Source/Measure Unit

Agilent B2901A Precision SMU, 1ch, 100 fA resolution, 210 V, 3 A DC/10.5 A pulse

Agilent B2902A Precision SMU, 2ch, 100 fA resolution, 210 V, 3 A DC/10.5 A pulse

Agilent B2911A Precision SMU, 1ch, 10 fA resolution, 210 V, 3 A DC/10.5 A pulse

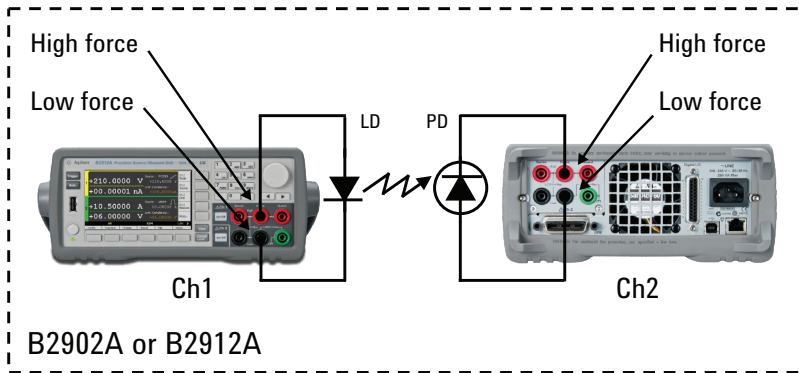
Agilent B2912A Precision SMU, 2ch, 10 fA resolution, 210 V, 3 A DC/10.5 A pulse

Introduction

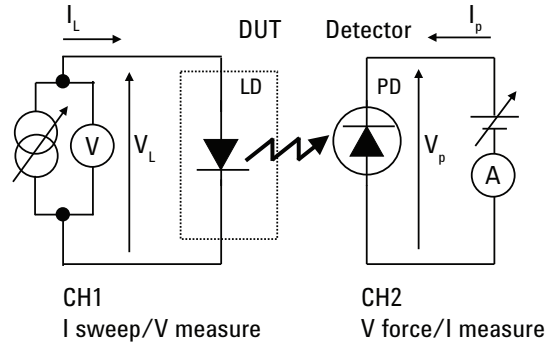
The light-current-voltage (LIV) sweep test is a fundamental measurement to determine the operating characteristics of a laser diode (LD). In the LIV test, current applied to the laser diode is swept and the intensity of the resulting emitted light is measured using a photo detector (PD).

The Agilent B2901/02/11/12A Precision Source/Measure Unit is a compact and cost-effective bench-top Source/Measure Unit (SMU) with the capability to output and measure both voltage and current. It covers currents from 10 fA to 3 A (DC)/10.5 A (pulse) and voltages from 100 nV to 210 V, which enables you to make a wide range of current versus voltage (IV) measurements more accurately and quickly than ever before. In addition, the B2900A Series of SMUs comes with an intuitive graphical user interface (GUI) and free PC-based application software that make it easy for you to begin making productive measurements immediately. These features make the B2900A Series of SMUs the best solution for LIV testing of laser diodes.

The B2902A and B2912A have two SMU channels, and each channel possesses



(a) Physical connection of the LIV test using the B2900A Series of SMUs.



(b) Operating mode of each channel for the LIV test.

Figure 1. Using the B2900A Series of SMUs to perform the LIV test of laser diodes

accurate IV measurement capabilities as well as the ability to supply either constant or swept voltage/current. the B2902A and B2912A excellent choices for laser diode LIV testing.

As shown in Figure 1, using the B2902A or B2912A, you can easily measure the LIV characteristics of laser diodes, including tests such as a laser forward voltage, threshold voltage and slope efficiency.



What is the B2900A Series of SMUs?

An SMU combines the capabilities of a current source, a voltage source, a current meter and a voltage meter along with the capability to switch easily between these various functions into a single instrument. This gives it the ability to evaluate the IV characteristics of devices across all four measurement quadrants without the need for any additional equipment. Besides being able to output and measure voltage or current very accurately, SMUs also possess a compliance feature that allows a limit to be placed on the voltage or current output to prevent device damage. The members of the B2900A Series of SMUs are single or dual channel SMU units that offer a wide range of IV measurement capability for a variety of two-terminal and three-terminal devices. They cover currents from 10 fA to 3 A (DC)/10.5 A (pulse) and voltages from 100 nV to 210 V. In addition to their DC operation mode, the B2900A Series of SMUs also has the ability to perform pulsed measurements in order to prevent device self-heating from distorting the measurement results.

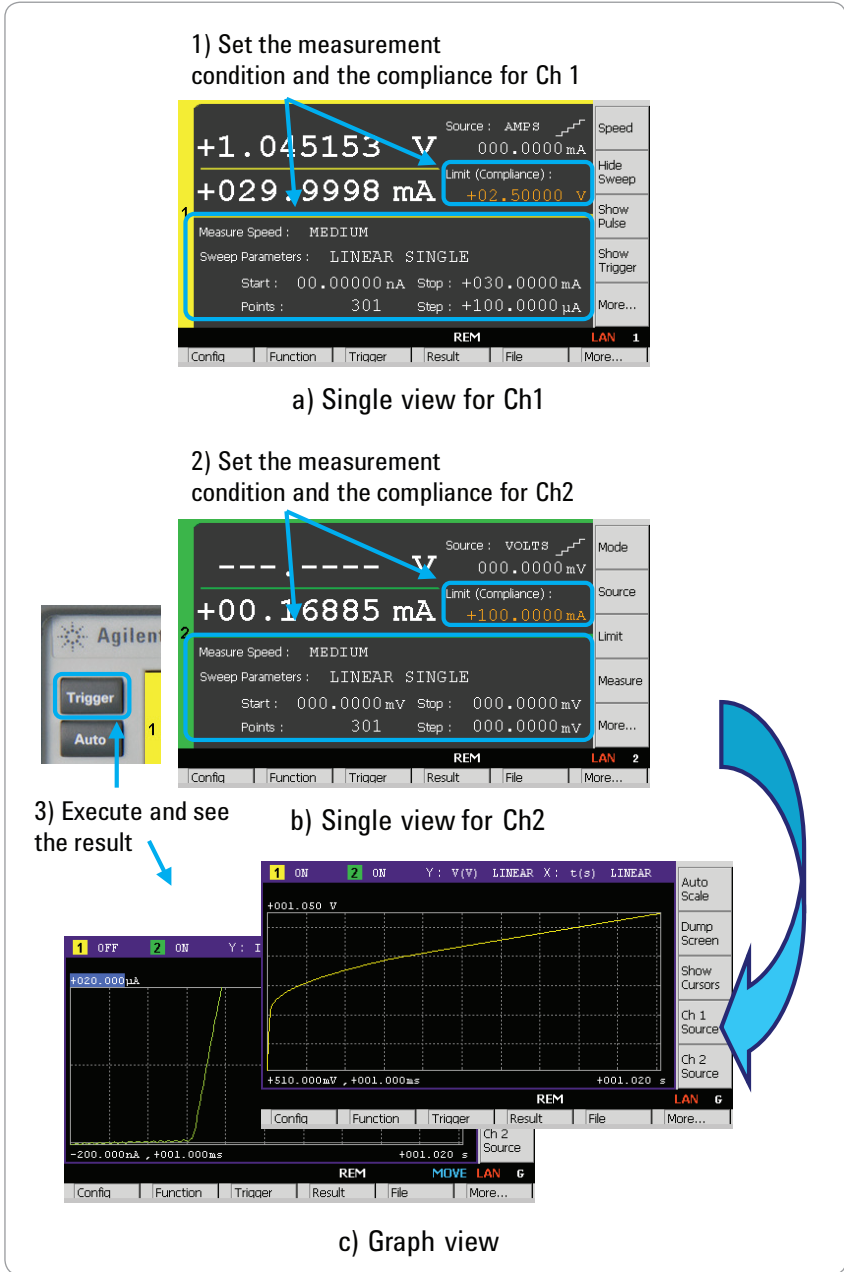


Figure 2. The GUI of the B2900A Series of SMUs makes it easy to take a quick measurement and display the results

Quick and Easy IV Characterization

During routine device evaluation it is often desirable to make a quick measurement from the instrument's front panel without having to go through the time and trouble of writing a test program. To meet this need, the B2900A Series of SMUs has a resident GUI that makes it easy to perform a variety of tests and save measurement data without having to write any code.

The wide QVGA LCD display of the B2900A Series of SMUs supports an easy-to-use GUI that provides easy instrument control from the front panel. The GUI of the B2900A Series of SMUs has the following multiple viewing modes: Single View, Dual View, Graph View and Roll View (for viewing time domain measurements). Single View mode allows you to easily set up not only constant voltage and current measurements but also swept voltage and current measurements for a single SMU channel.

Dual View can perform similar functions for both channels simultaneously (for B2902A and B2912A). After measurement completion you can use the front panel GUI to graphically view measurement results such as IV curves using Graph View, and display a list of the measurement data using the Measure Result dialog window (please see Figure 2).

The B2900A Series of SMUs has a USB interface on the front panel so that a USB flash memory device can be used with the B2900A Series of SMUs to save and load measurement setups as well as to save measurement results. In addition, Graph View supports a Screen Dump function that enables you to save screen images (such as IV curves) to any attached USB flash memory device as JPEG files, making it easy to include graphical results in reports and presentations (please see Figure 3).

Ready-to-use PC software

In addition to its powerful and easy-to-use GUI, the B2900A Series of SMUs comes with free PC application software to facilitate program development if you prefer PC-based instrument control. The Agilent

B2900A Graphical Web Interface and the Agilent B2900A Quick I/V Measurement Software are both available for the B2900A Series of SMUs.

The Agilent B2900A Graphical Web Interface provides functionality to allow access to the B2900A Series of SMUs over a LAN connection. The B2900A Series of SMUs is fully compliant with the LXI class C specification and it contains a web server that provides a webpage with an interface to support the basic measurement functions of the B2900A Series of SMUs. You can quickly and easily make measurements using a standard web browser by just connecting the B2900A Series of SMUs to a PC using a LAN cable.

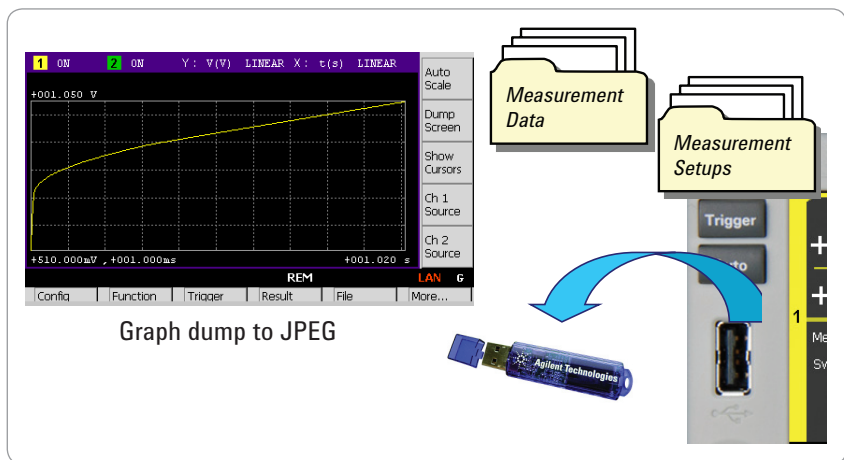


Figure 3. Measurement results and the measurement setups can be saved to any attached USB flash memory device

The Agilent B2900A Quick I/V Measurement Software has more powerful measurement capabilities to control the B2900A Series of SMUs over GPIB, USB or LAN connections (please see Figure 4). You can download this PC-based software from Agilent's web site for free. The Agilent B2900A Quick I/V Measurement Software supports a variety of functions such as a sweep measurement, a sampling measurement, graphical display functions and the ability to save test results into CSV files. The Agilent B2900A Quick I/V Measurement Software also allows you to control up to four SMU channels from B2900A Series of SMUs so that devices requiring more than two SMU channels for characterization can be measured. In addition, the Agilent B2900A Quick I/V Measurement Software has the capability to make not only primary sweep measurements but also measurements where a second terminal is swept, making it easy to generate a variety of IV curves.

Summary

The Agilent B2901/02/11/12A Precision Source/Measure Unit is the best solution for the LIV testing of laser diodes. Its wide current and voltage measurement ranges (from 10 fA/100 nV to 10.5 A/210 V) provide superior measurement performance and allow you to characterize devices more accurately and easily than ever before.

The easy-to-use GUI of the B2900A Series of SMUs has a variety of capabilities and features that make it easy to take measurements quickly and to save both the measurement setup conditions and data to USB-based flash memory devices.

In addition to being able to control the B2900A Series of SMUs remotely over GPIB, USB and LAN interfaces, Agilent supplies PC-based Agilent B2900A Graphical Web Interface and Agilent B2900A Quick I/V Measurement Software for free to simplify controlling the B2900A Series of SMUs from your PC.

For more detailed information on the various models of the B2900A Series of SMUs, please refer to the data sheet of the B2900A Series of SMUs (5990-7009EN).

The B2900A Series of SMUs enables you to quickly debug and accurately characterize a wide variety of devices using only a single bench-top SMU.

1) Set the measurement condition for both channels
 2) Perform the measurements
 3) View the measurement results (Table)
 3') View the measurement results (Graph)

The screenshot shows the software interface with the following components:

- Toolbar:** Settings, Measure, Table, Graph.
- SMU Setting Panel:**
 - Function: VAR1
 - Source: V
 - Shape: DC
 - Force Delay: 0 s
 - Spacing: Linear
 - Start: 0 A
 - Stop: 0.02 A
 - Step: 0.0001 A
 - Compliance: 25 mV
 - Force Range: 100mA
 - Voltage Measure: Range: Fixed 2V
 - Current Measure: Range: Auto
 - Measure Delay: 0.0005 s
 - Aperture Time: 0.02 s
- Common Sweep Setting Panel:**
 - VAR1 Count: 301, Repeat: 1, Set Minimum Auto Trigger Period: []
 - VAR2 Count: 1, Trigger: Auto, Estimated Period: 0.0012
- Data Table (Table View):**

SMU1 Voltage	SMU1 Current	SMU1 Time	SMU2 Current
11.1	11.100000E-01	0.000000E+00	21.240000E-01
11.2	88.100000E-01	700.000000E-01	62.070000E-01
11.3	714.170000E-01	200.000000E+00	504.400000E-01
11.4	750.100000E-01	300.000000E+00	546.280000E-01
11.5	724.600000E-01	400.000000E+00	507.710000E-01
11.6	740.870000E-01	500.000000E+00	528.340000E-01
11.7	742.410000E-01	600.000000E+00	570.900000E-01
11.8	762.300000E-01	700.000000E+00	571.200000E-01
11.9	765.700000E-01	800.000000E+00	574.100000E-01
12.0	621.000000E-01	1.000000E+00	478.800000E-01
12.1	765.700000E-01	1.000000E+00	478.800000E-01
12.2	765.700000E-01	1.000000E+00	478.800000E-01
12.3	765.700000E-01	1.000000E+00	478.800000E-01
12.4	765.700000E-01	1.000000E+00	478.800000E-01
12.5	765.700000E-01	1.000000E+00	478.800000E-01
12.6	765.700000E-01	1.000000E+00	478.800000E-01
12.7	765.700000E-01	1.000000E+00	478.800000E-01
12.8	765.700000E-01	1.000000E+00	478.800000E-01
12.9	765.700000E-01	1.000000E+00	478.800000E-01
13.0	765.700000E-01	1.000000E+00	478.800000E-01
13.1	765.700000E-01	1.000000E+00	478.800000E-01
13.2	765.700000E-01	1.000000E+00	478.800000E-01
13.3	765.700000E-01	1.000000E+00	478.800000E-01
13.4	765.700000E-01	1.000000E+00	478.800000E-01
13.5	765.700000E-01	1.000000E+00	478.800000E-01
13.6	765.700000E-01	1.000000E+00	478.800000E-01
13.7	765.700000E-01	1.000000E+00	478.800000E-01
13.8	765.700000E-01	1.000000E+00	478.800000E-01
13.9	765.700000E-01	1.000000E+00	478.800000E-01
14.0	765.700000E-01	1.000000E+00	478.800000E-01
14.1	765.700000E-01	1.000000E+00	478.800000E-01
14.2	765.700000E-01	1.000000E+00	478.800000E-01
14.3	765.700000E-01	1.000000E+00	478.800000E-01
14.4	765.700000E-01	1.000000E+00	478.800000E-01
14.5	765.700000E-01	1.000000E+00	478.800000E-01
14.6	765.700000E-01	1.000000E+00	478.800000E-01
14.7	765.700000E-01	1.000000E+00	478.800000E-01
14.8	765.700000E-01	1.000000E+00	478.800000E-01
14.9	765.700000E-01	1.000000E+00	478.800000E-01
15.0	765.700000E-01	1.000000E+00	478.800000E-01
15.1	765.700000E-01	1.000000E+00	478.800000E-01
15.2	765.700000E-01	1.000000E+00	478.800000E-01
15.3	765.700000E-01	1.000000E+00	478.800000E-01
15.4	765.700000E-01	1.000000E+00	478.800000E-01
15.5	765.700000E-01	1.000000E+00	478.800000E-01
15.6	765.700000E-01	1.000000E+00	478.800000E-01
15.7	765.700000E-01	1.000000E+00	478.800000E-01
15.8	765.700000E-01	1.000000E+00	478.800000E-01
15.9	765.700000E-01	1.000000E+00	478.800000E-01
16.0	765.700000E-01	1.000000E+00	478.800000E-01
16.1	765.700000E-01	1.000000E+00	478.800000E-01
16.2	765.700000E-01	1.000000E+00	478.800000E-01
16.3	765.700000E-01	1.000000E+00	478.800000E-01
16.4	765.700000E-01	1.000000E+00	478.800000E-01
16.5	765.700000E-01	1.000000E+00	478.800000E-01
16.6	765.700000E-01	1.000000E+00	478.800000E-01
16.7	765.700000E-01	1.000000E+00	478.800000E-01
16.8	765.700000E-01	1.000000E+00	478.800000E-01
16.9	765.700000E-01	1.000000E+00	478.800000E-01
17.0	765.700000E-01	1.000000E+00	478.800000E-01
17.1	765.700000E-01	1.000000E+00	478.800000E-01
17.2	765.700000E-01	1.000000E+00	478.800000E-01
17.3	765.700000E-01	1.000000E+00	478.800000E-01
17.4	765.700000E-01	1.000000E+00	478.800000E-01
17.5	765.700000E-01	1.000000E+00	478.800000E-01
17.6	765.700000E-01	1.000000E+00	478.800000E-01
17.7	765.700000E-01	1.000000E+00	478.800000E-01
17.8	765.700000E-01	1.000000E+00	478.800000E-01
17.9	765.700000E-01	1.000000E+00	478.800000E-01
18.0	765.700000E-01	1.000000E+00	478.800000E-01
18.1	765.700000E-01	1.000000E+00	478.800000E-01
18.2	765.700000E-01	1.000000E+00	478.800000E-01
18.3	765.700000E-01	1.000000E+00	478.800000E-01
18.4	765.700000E-01	1.000000E+00	478.800000E-01
18.5	765.700000E-01	1.000000E+00	478.800000E-01
18.6	765.700000E-01	1.000000E+00	478.800000E-01
18.7	765.700000E-01	1.000000E+00	478.800000E-01
18.8	765.700000E-01	1.000000E+00	478.800000E-01
18.9	765.700000E-01	1.000000E+00	478.800000E-01
19.0	765.700000E-01	1.000000E+00	478.800000E-01
19.1	765.700000E-01	1.000000E+00	478.800000E-01
19.2	765.700000E-01	1.000000E+00	478.800000E-01
19.3	765.700000E-01	1.000000E+00	478.800000E-01
19.4	765.700000E-01	1.000000E+00	478.800000E-01
19.5	765.700000E-01	1.000000E+00	478.800000E-01
19.6	765.700000E-01	1.000000E+00	478.800000E-01
19.7	765.700000E-01	1.000000E+00	478.800000E-01
19.8	765.700000E-01	1.000000E+00	478.800000E-01
19.9	765.700000E-01	1.000000E+00	478.800000E-01
20.0	765.700000E-01	1.000000E+00	478.800000E-01
- Graph View:** Shows a plot of Current (mA) vs. Voltage (V) with a blue curve.

Figure 4. It is easy to make a quick measurement on a PC using the Agilent B2900A Quick I/V Measurement Software



www.agilent.com/find/myagilent

A personalized view into the information most relevant to you.



www.axistandard.org

AdvancedTCA® Extensions for Instrumentation and Test (AXIe) is an open standard that extends the AdvancedTCA for general purpose and semiconductor test. Agilent is a founding member of the AXIe consortium.



www.lxistandard.org

LAN eXtensions for Instruments puts the power of Ethernet and the Web inside your test systems. Agilent is a founding member of the LXI consortium.



www.pxisa.org

PCI eXtensions for Instrumentation (PXI) modular instrumentation delivers a rugged, PC-based high-performance measurement and automation system.



Agilent Advantage Services is committed to your success throughout your equipment's lifetime. To keep you competitive, we continually invest in tools and processes that speed up calibration and repair and reduce your cost of ownership. You can also use Infoline Web Services to manage equipment and services more effectively. By sharing our measurement and service expertise, we help you create the products that change our world.

www.agilent.com/find/advantageservices



Agilent Channel Partners

www.agilent.com/find/channelpartners

Get the best of both worlds: Agilent's measurement expertise and product breadth, combined with channel partner convenience.

Microsoft and Windows® are U.S. registered trademarks of the Microsoft Corporation.

Agilent B2961A/B2962A 6.5 digit Low Noise Power Source



If you need more source capabilities, the best choice is Agilent Power Source. See our B2900A series lineup.

www.agilent.com/find/b2900a

www.agilent.com
www.agilent.com/find/precisionSMU

For more information on Agilent Technologies' products, applications or services, please contact your local Agilent office. The complete list is available at:

www.agilent.com/find/contactus

Americas

Canada	(877) 894 4414
Brazil	(11) 4197 3600
Mexico	01800 5064 800
United States	(800) 829 4444

Asia Pacific

Australia	1 800 629 485
China	800 810 0189
Hong Kong	800 938 693
India	1 800 112 929
Japan	0120 (421) 345
Korea	080 769 0800
Malaysia	1 800 888 848
Singapore	1 800 375 8100
Taiwan	0800 047 866
Other AP Countries	(65) 375 8100

Europe & Middle East

Belgium	32 (0) 2 404 93 40
Denmark	45 45 80 12 15
Finland	358 (0) 10 855 2100
France	0825 010 700* *0.125 €/minute
Germany	49 (0) 7031 464 6333
Ireland	1890 924 204
Israel	972-3-9288-504/544
Italy	39 02 92 60 8484
Netherlands	31 (0) 20 547 2111
Spain	34 (91) 631 3300
Sweden	0200-88 22 55
United Kingdom	44 (0) 118 927 6201

For other unlisted countries:

www.agilent.com/find/contactus

Revised: October 11, 2012

Product specifications and descriptions in this document subject to change without notice.

© Agilent Technologies, Inc. 2013
Published in USA, January 7, 2013
5990-7115EN



Agilent Technologies